



ಬೃಹತ್ ಬೆಂಗಳೂರು ಮಹಾನಗರ ಪಾಲಿಕೆ
Bruhat Bengaluru Mahanagara Palike



BBMP COVID-19 WAR ROOM 31.12.2021



ABSTRACT OF COVID-19 CASES IN BENGALURU

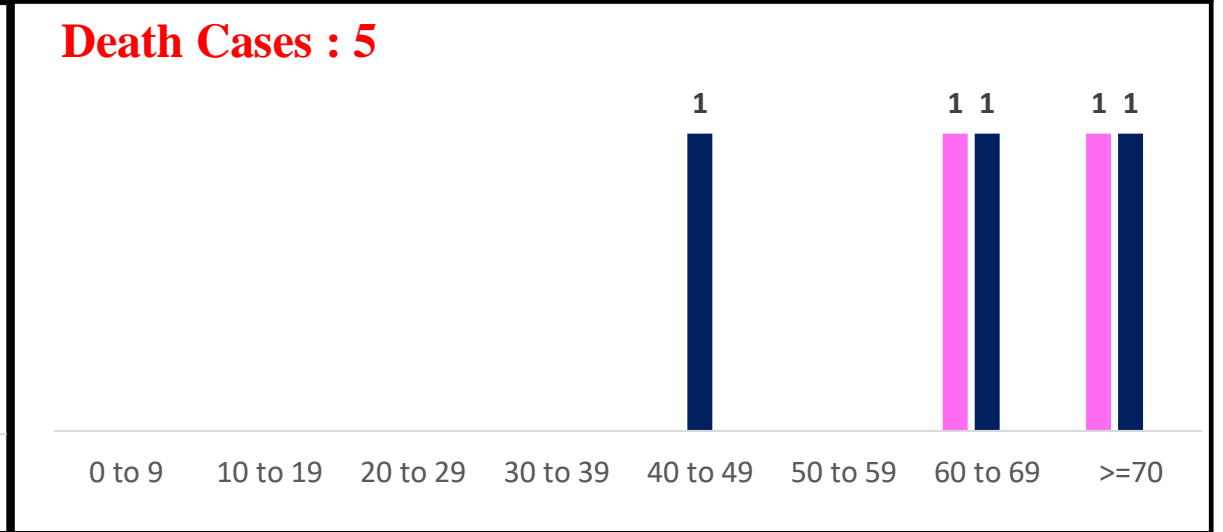
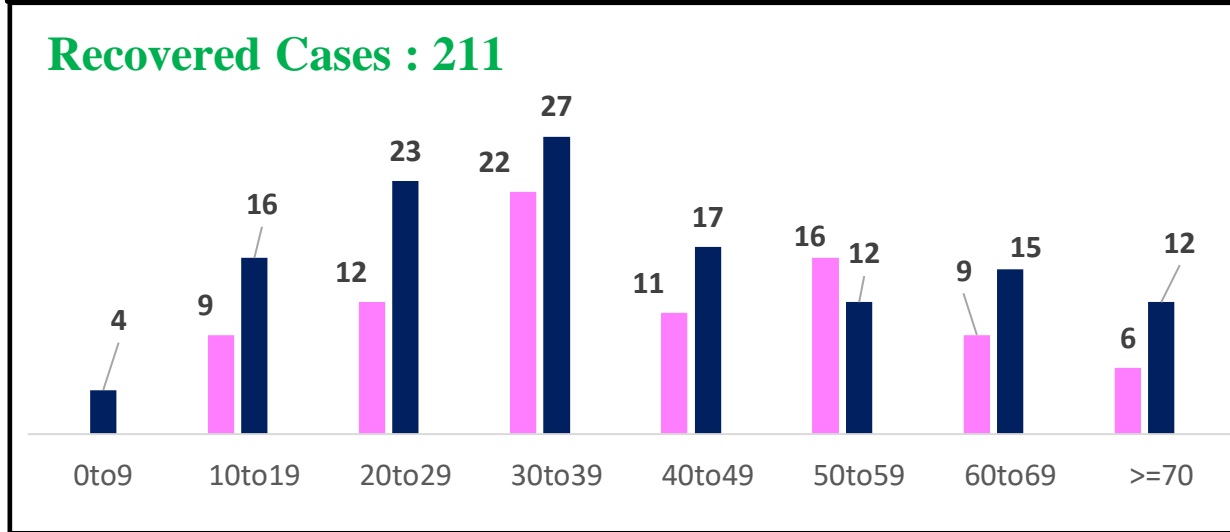
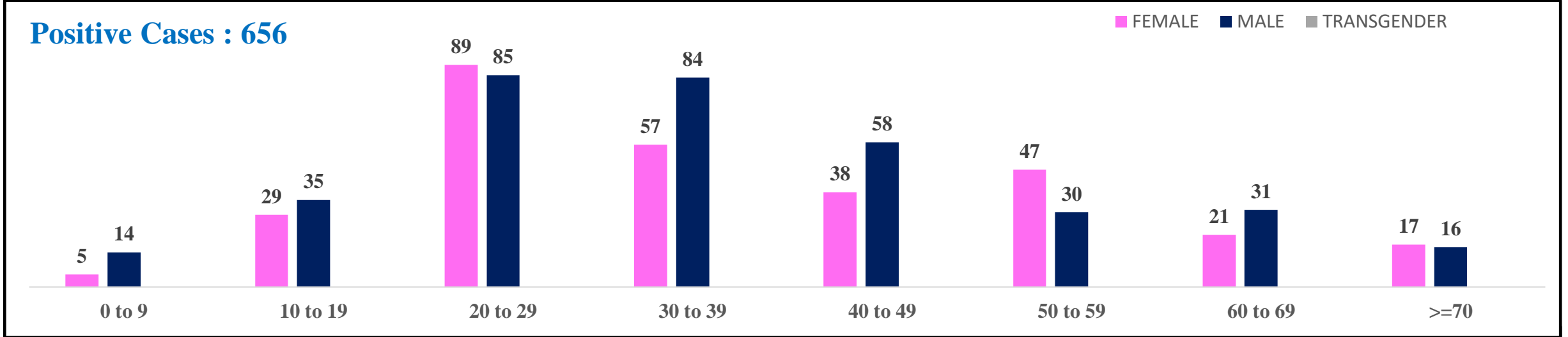


	MALE	FEMALE	TRANSGENDER	MALE	FEMALE	TRANSGENDER	TOTAL	
	Last 24 Hours	Last 24 Hours	Last 24 Hours	Cumulative	Cumulative	Cumulative	Last 24 Hours	Cumulative
Positive Cases	353	303	0	7,54,194	5,09,269	155	656	12,63,618
Recovered Cases	126	85	0	7,40,371	4,99,411	149	211	12,39,931
Death Cases	3	2	0	10,381	6,016	4	5*	16,401
Total Tests Done	In Last 24 hrs : 50,096			Cumulative : 2,39,03,113				
ACTIVE CASES				7,286				

*Covid deaths occurred today : 00 | Covid deaths occurred beyond last 24 hrs., reported today : 05



LAST 24 HOURS AGE GROUP AND GENDER WISE DISTRIBUTION





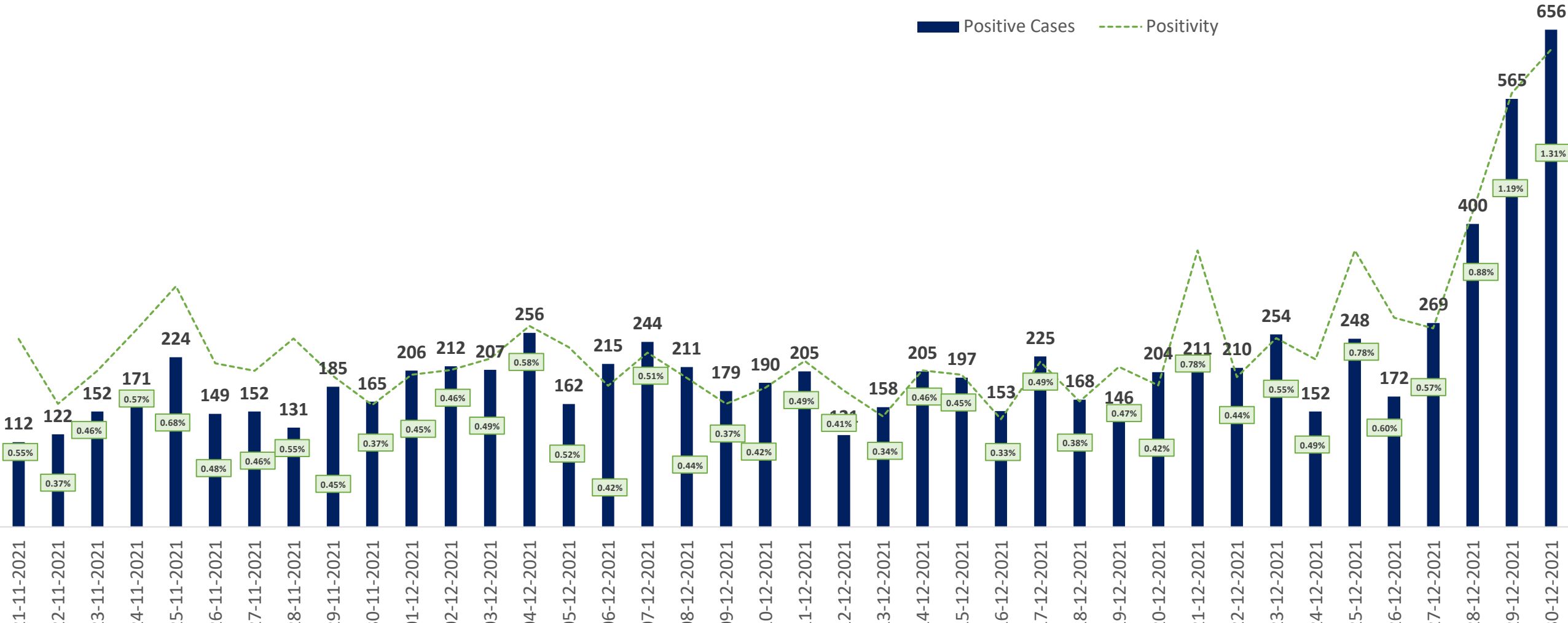
SNAPSHOT OF BENGALURU COVID-19 CASES IN LAST 8 WEEKS



	05-11-2021 To 11-11-2021	12-11-2021 To 18-11-2021	19-11-2021 To 25-11-2021	26-11-2021 To 02-12-2021	03-12-2021 To 09-12-2021	10-12-2021 To 16-12-2021	17-12-2021 To 23-12-2021	24-12-2021 To 30-12-2021
Total Positive Cases	1,137	1,117	1,049	1,200	1,474	1,229	1,418	2,462
Total Recovered Cases	858	1,792	1,765	1,371	1,023	1,099	1,143	1,023
Total Death Cases	14	13	7	15	18	16	5	19
Case Fatality Rate	1.23%	1.16%	0.67%	1.25%	1.22%	1.30%	0.35%	0.77%
Total Tests Conducted	2,88,108	2,61,350	2,11,995	2,64,671	3,11,109	2,97,000	2,90,243	2,80,984
Positivity Rate	0.39%	0.43%	0.49%	0.45%	0.47%	0.41%	0.49%	0.88%

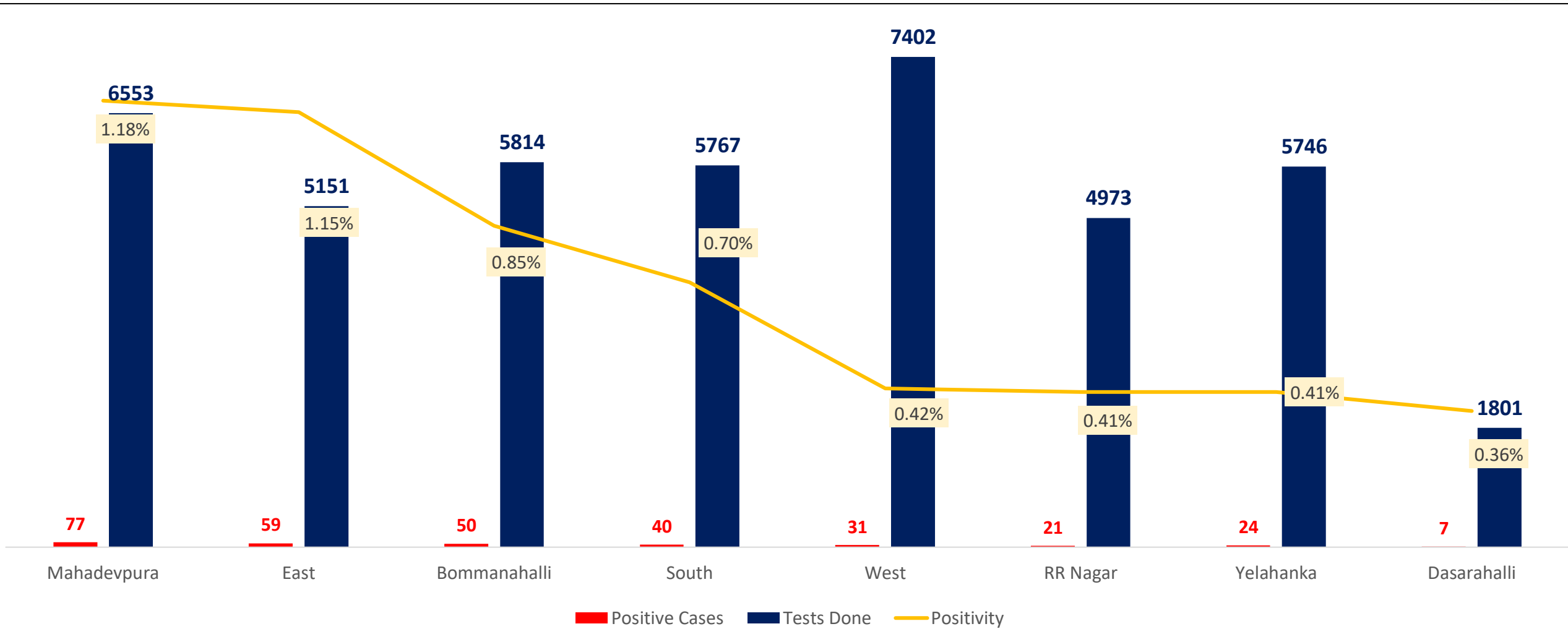


POSITIVITY RATE OF BENGALURU – LAST 40 DAYS



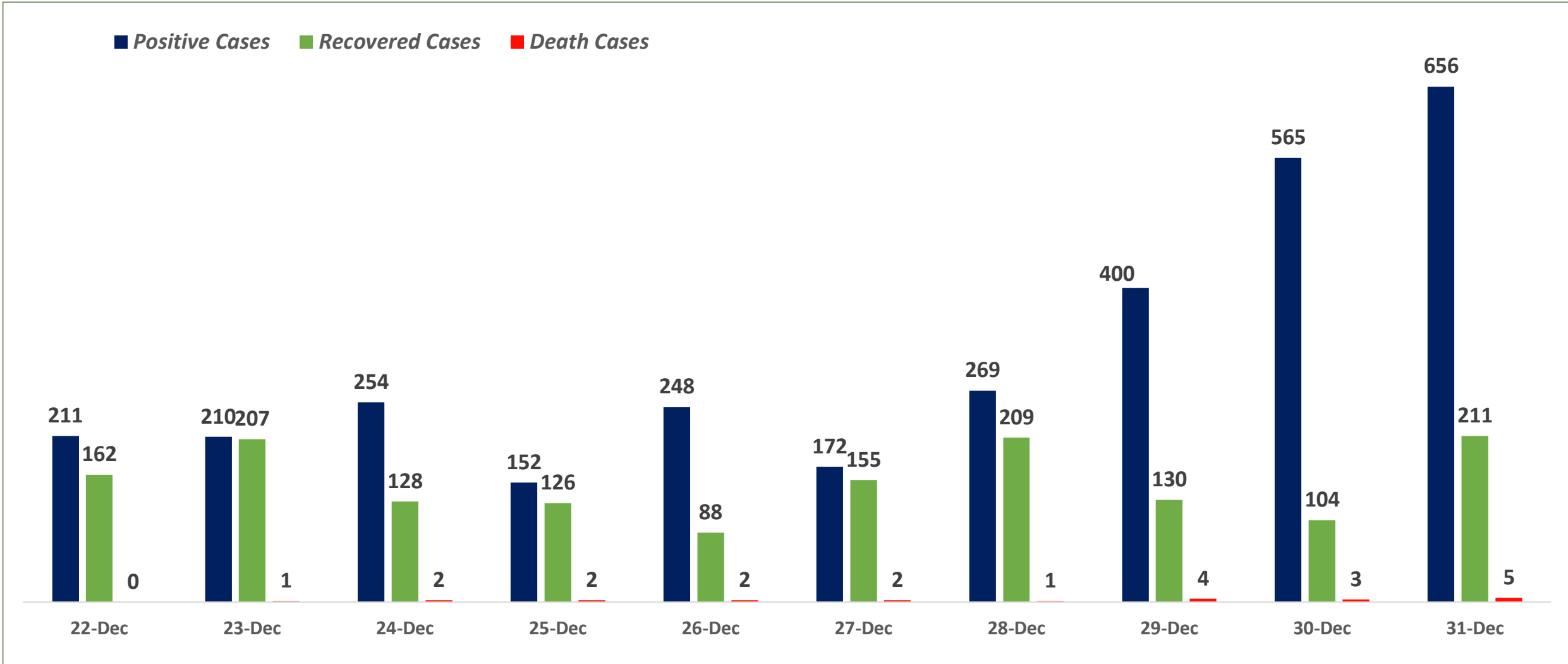


ZONE WISE AVERAGE POSITIVITY TREND FOR LAST WEEK





SNAPSHOT OF POSITIVE, RECOVERED AND DEATH CASES OVER LAST 10 DAYS ACROSS BBMP ZONES

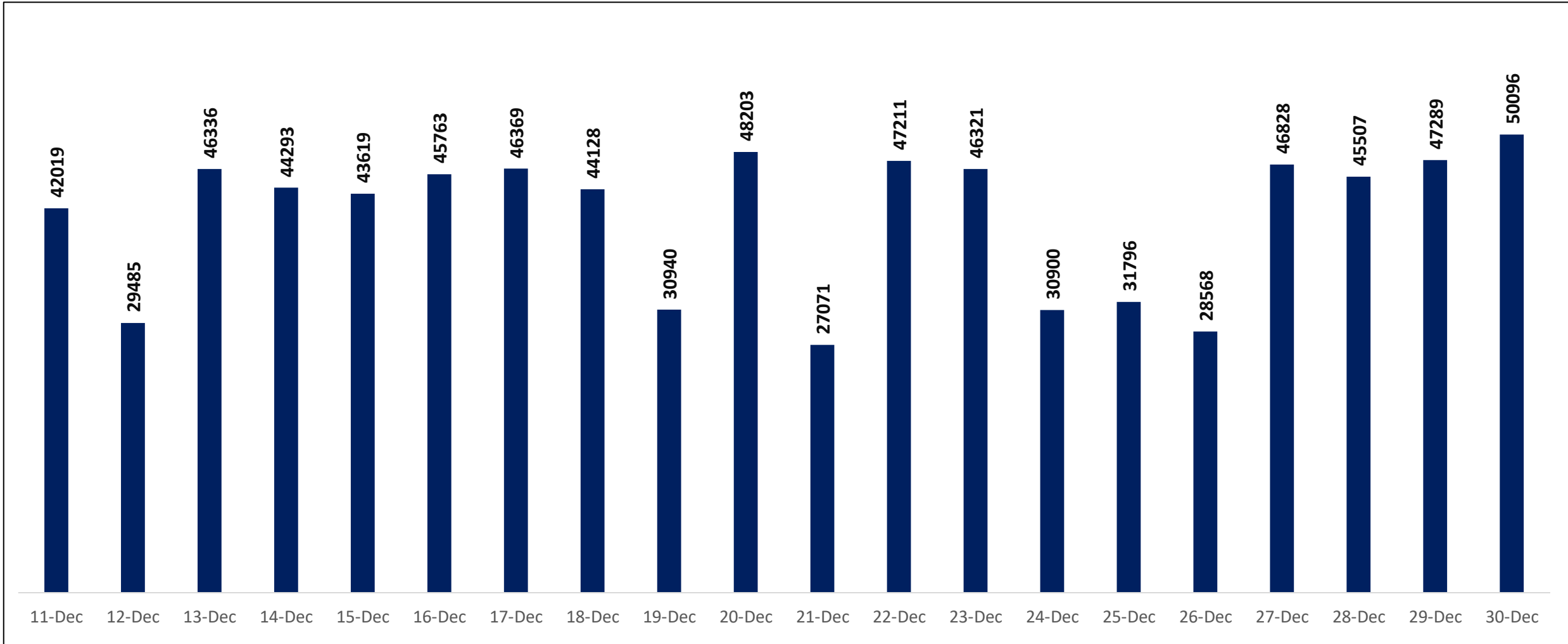




TESTING TRENDS IN BENGALURU

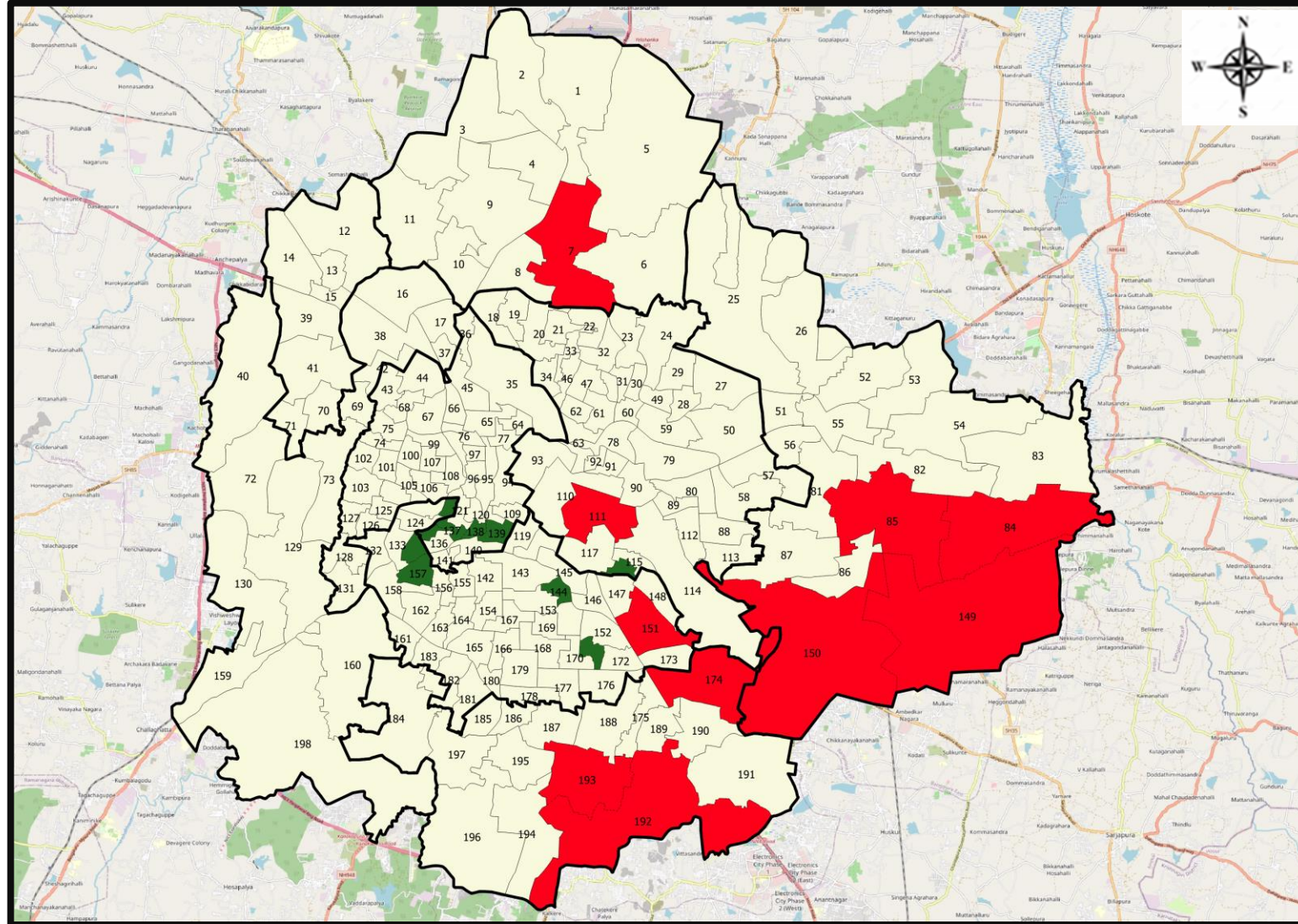


Total Test Conducted Till Date	Test Conducted Last 24 hours
2,39,03,113	50,096





BENGALURU URBAN MAP SHOWING TREND OF POSITIVE CASES IN LAST 10 DAYS



Top 10 wards reporting highest number of positive cases in last 10 days

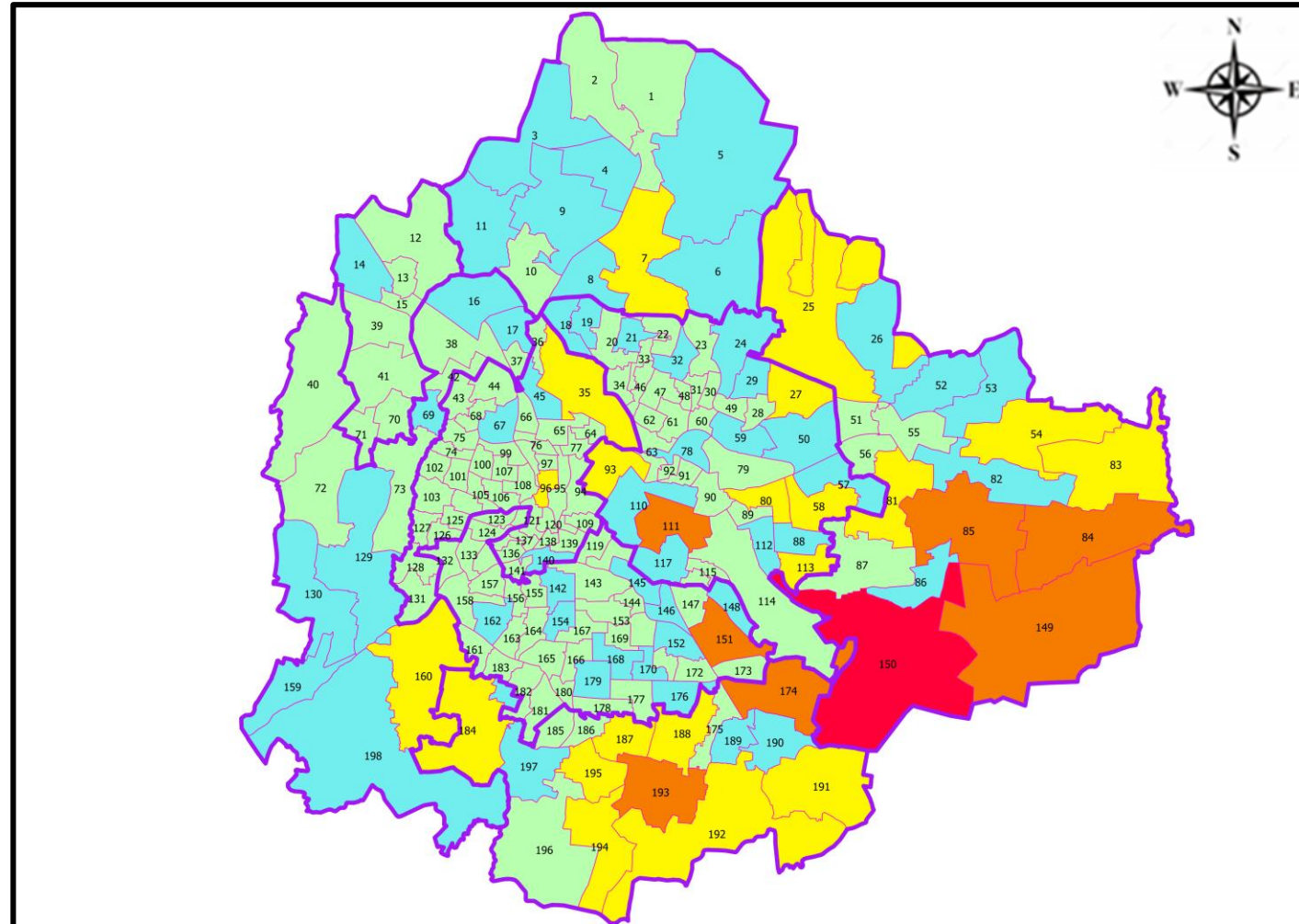
Ward No.	Ward Name	Daily Cases Average
150	Bellanduru	18
85	Dodda Nekkundi	8
193	Arakere	7
174	HSR Layout	7
84	Hagadur	6
149	Varthuru	6
111	Shantala Nagar	5
151	Koramangala	5
192	Begur	5
7	Byatarayanapura	5







Top 10 wards reporting least number of positive cases in last 10 days

Ward No.	Ward Name	Daily Cases Average
171	Gurappanapalya	0
157	Gali Anjaneya Temple	0
144	Siddapura	0
139	K R Market	0
138	Chalavadipalya	0
137	Rayapura	0
135	Padarayanapura	0
134	Bapuji Nagar	0
122	Kempapura Agrahara	0
116	Nilasandra	0



BENGALURU MAP SHOWING INTENSITY OF POSITIVE CASES IN LAST 10 DAYS



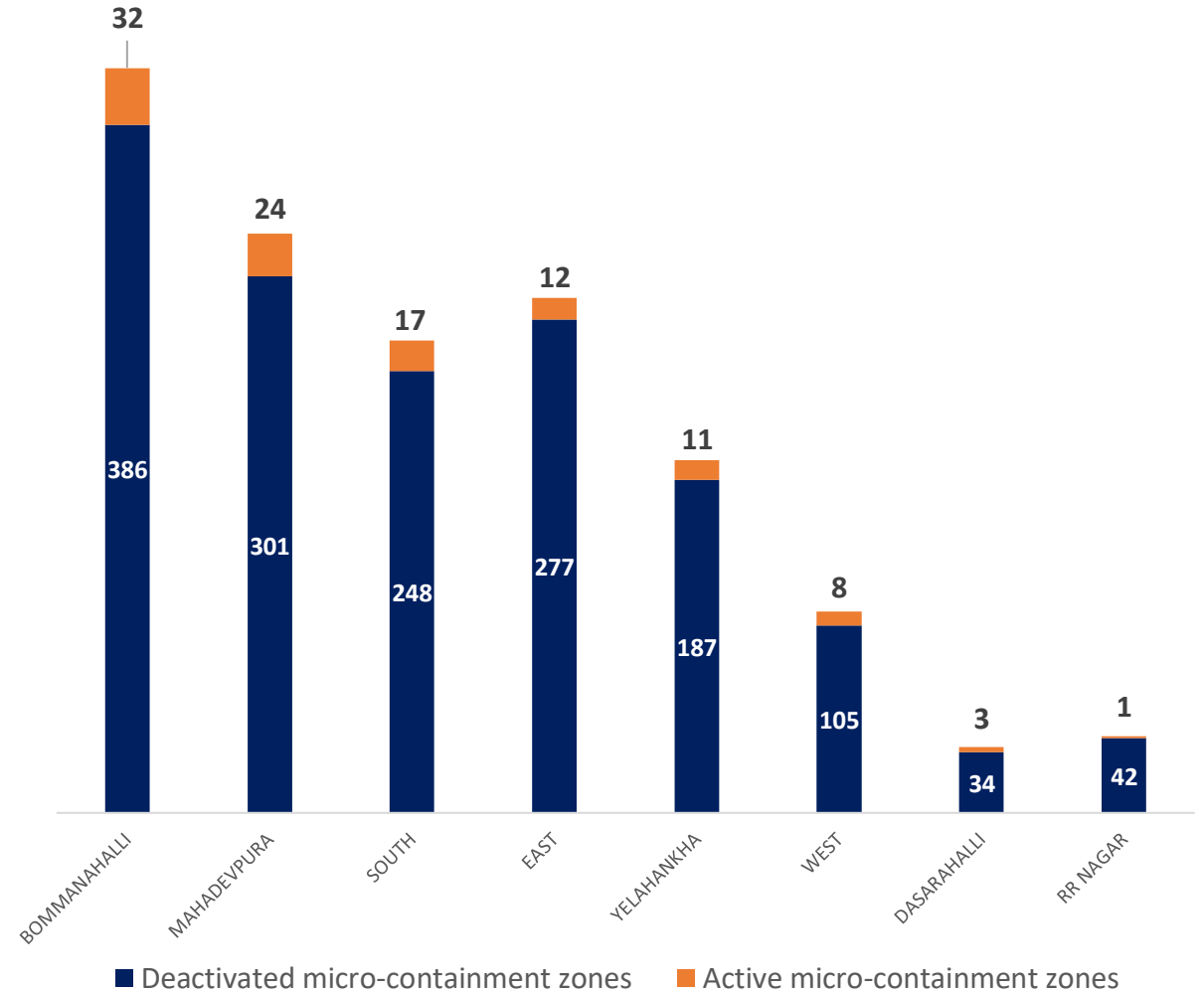
-  Level 1 : 0 to 10 Cases
-  Level 2 : 10 to 25 Cases
-  Level 3 : 25 to 50 Cases
-  Level 4 : 50 to 100 Cases
-  Level 5 : Above 100 Cases
-  Zone Boundaries



CONTAINMENT ZONE DETAILS



ZONE	TOTAL DECLARED	TOTAL DEACTIVATED	TOTAL ACTIVE
BOMMANAHALLI	418	386	32
MAHADEVPURA	325	301	24
SOUTH	265	248	17
EAST	289	277	12
YELAHANKHA	198	187	11
WEST	113	105	8
DASARAHALLI	37	34	3
RR NAGAR	43	42	1
TOTAL	1688	1580	108





COVID BED STATUS AS ON 31.12.2021

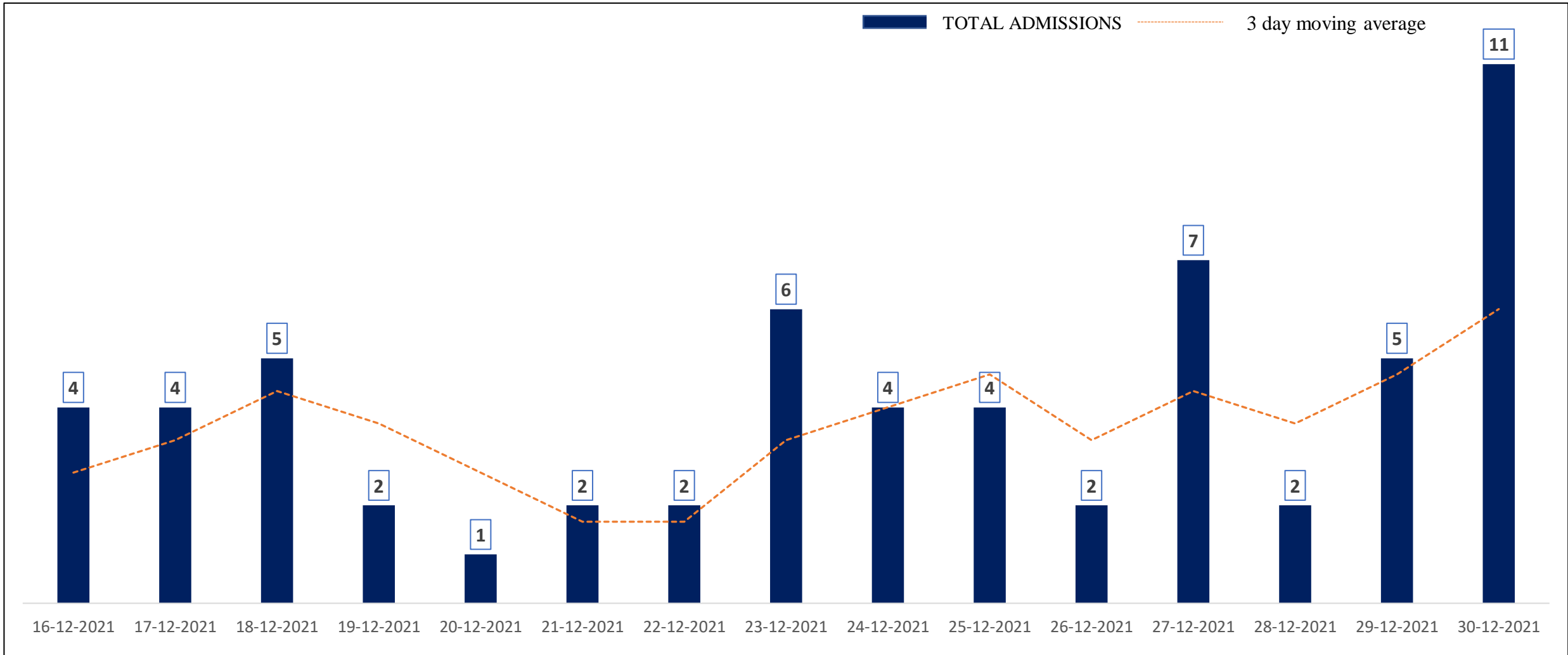


SR. NO.	Facility Type	No. of Hospital	Total Allocated Beds for C+ Patients					Occupied Beds for C+ Patients					Net Available Beds for C+ Patients				
			Gen Beds	HDU	ICU Beds	ICU-V	Total	Gen Beds	HDU	ICU Beds	ICU-V	Total	Gen Beds	HDU	ICU Beds	ICU-V	Total
1	Government Medical Colleges	4	20	621	53	76	770	0	20	3	1	24	20	601	50	75	746
2	Government Hospitals	16	664	210	65	127	1,066	1	5	4	0	10	663	205	61	127	1,056
3	Covid Care Centres	2	90					14					76				
Total Beds		22	774	831	118	203	1,926	15	25	7	1	48	759	806	111	202	1,878

* Status as on 31.12.2021 – 6:30 PM



HOSPITAL & CCC ADMISSIONS LAST 15 DAYS TREND



* Only Government Quota Admissions through CHBMS considered

* Only Fresh Admissions considered

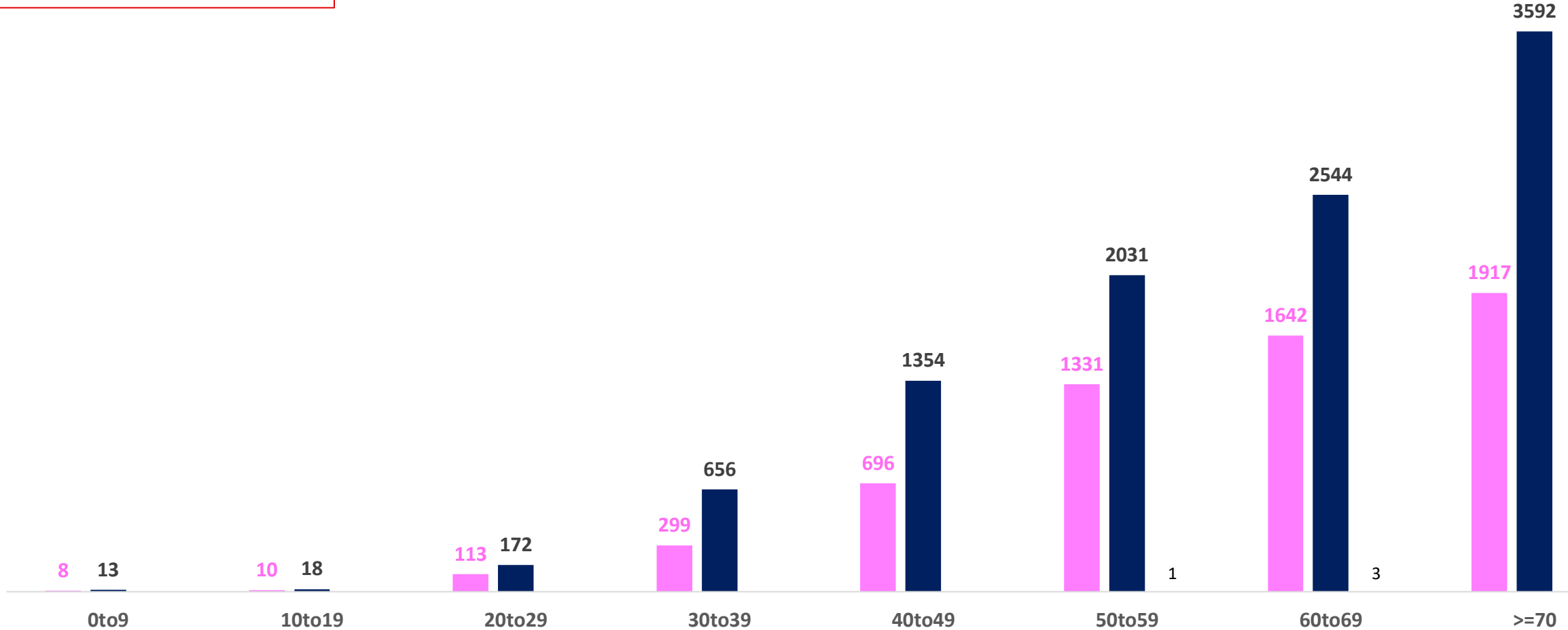


AGE AND GENDER WISE DISTRIBUTION OF DEATH CASES



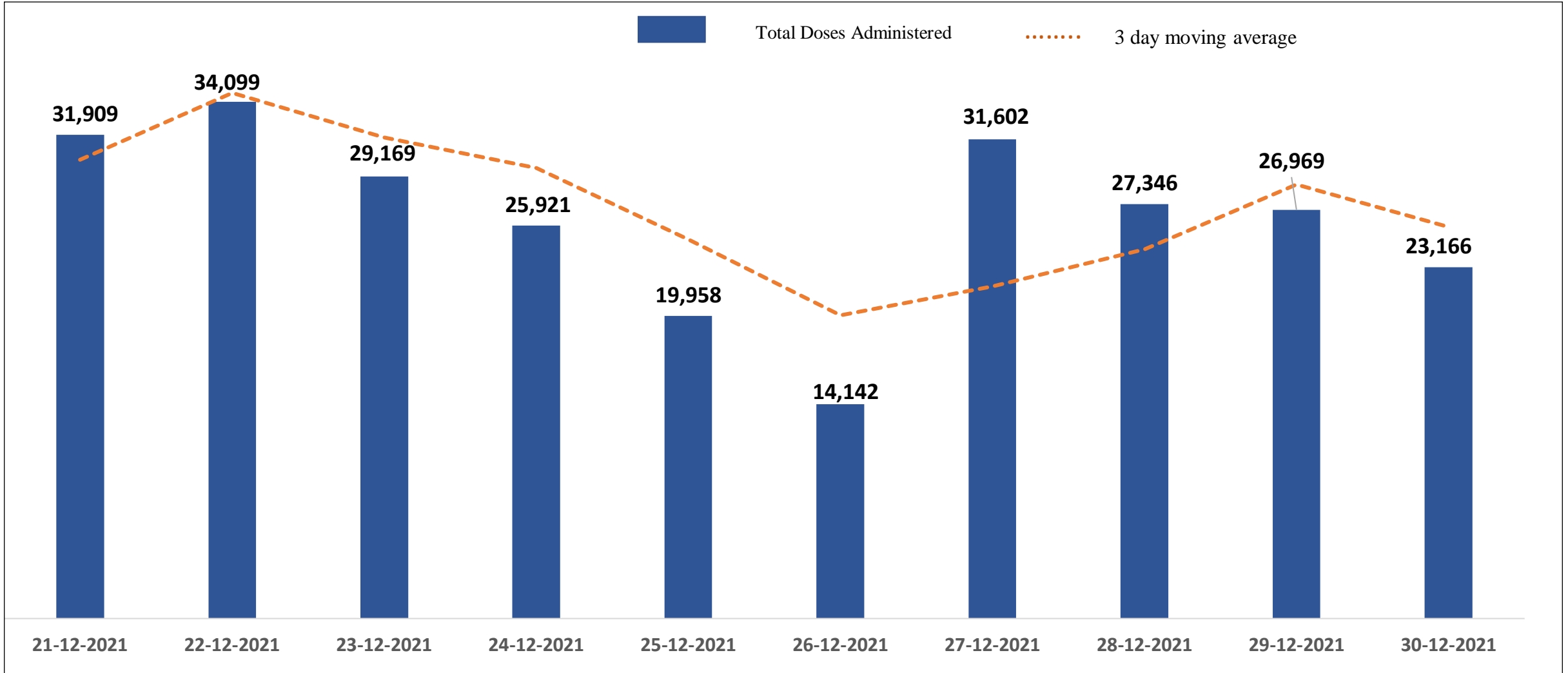
Death Cases: 16,400

Female Male Transgender



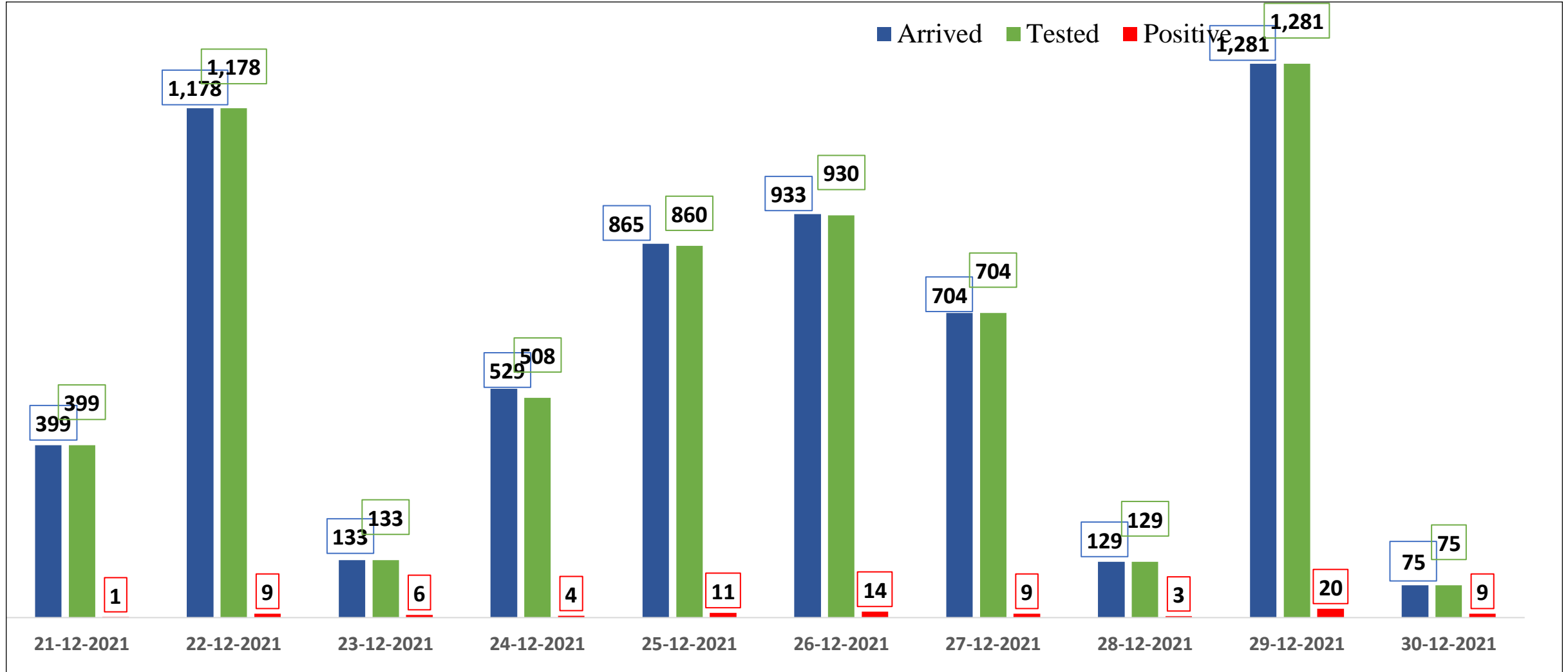


TOTAL VACCINE DOSES ADMINISTERED IN LAST 10 DAYS





INTERNATIONAL TRAVELLERS SURVEILLANCE IN LAST 10 DAYS

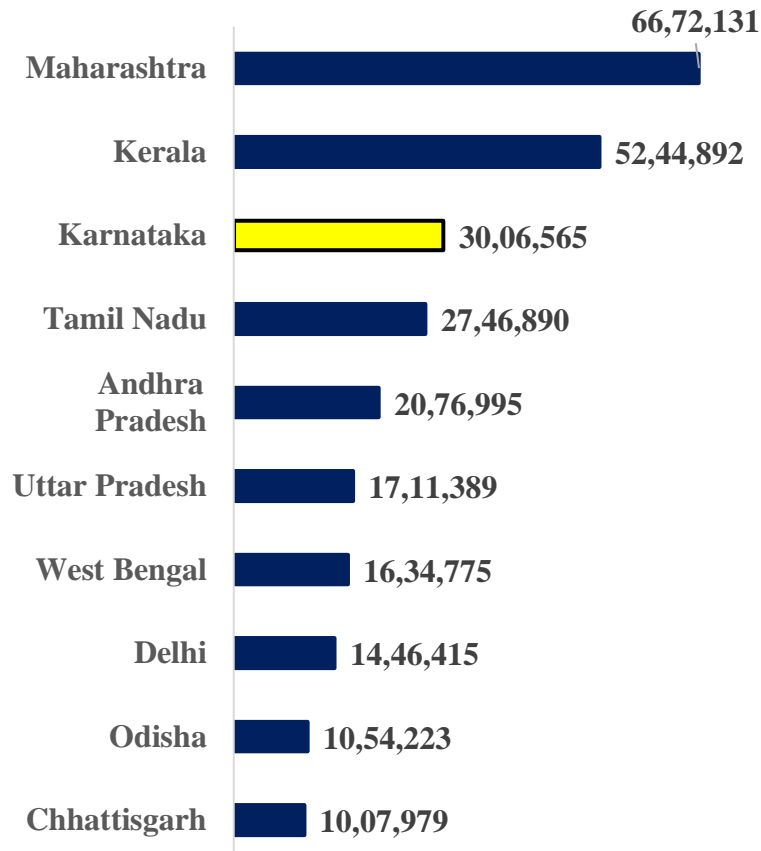




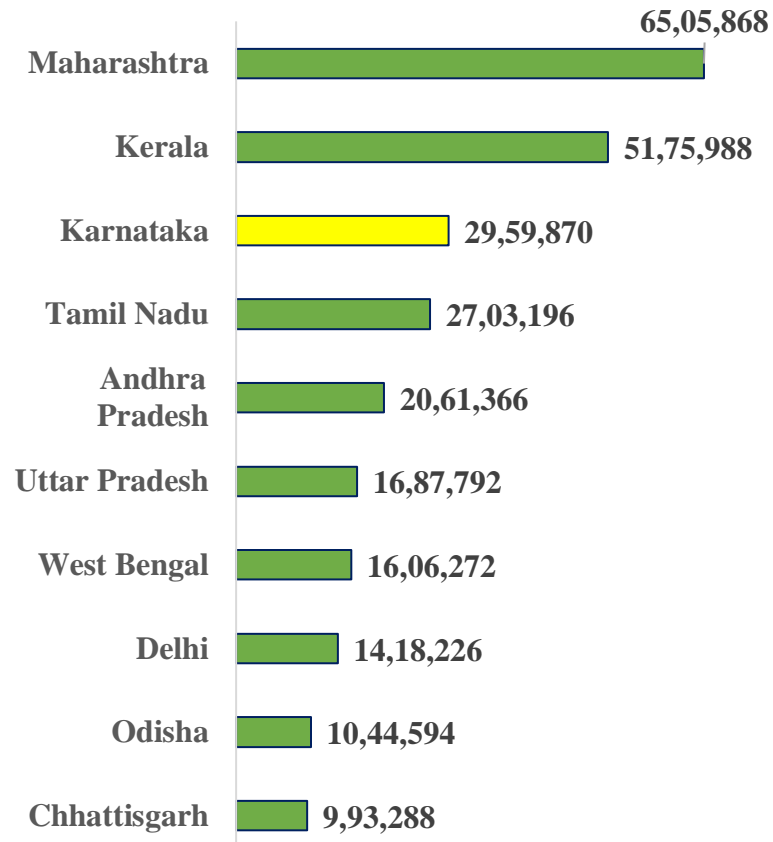
TOP 10 COVID19 AFFECTED INDIAN STATES



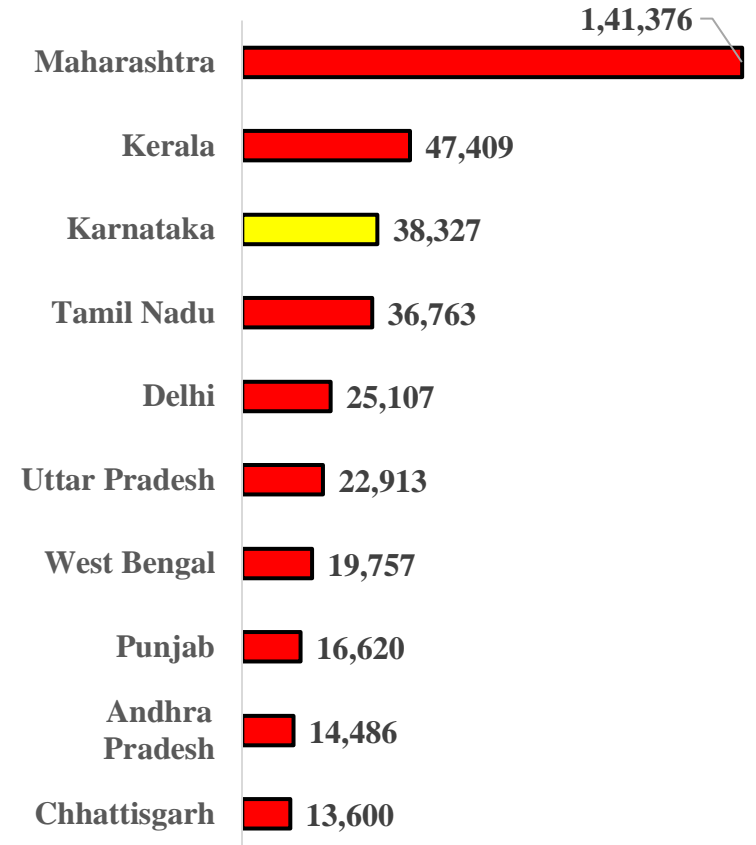
Total Positive Cases



Total Recovered Cases



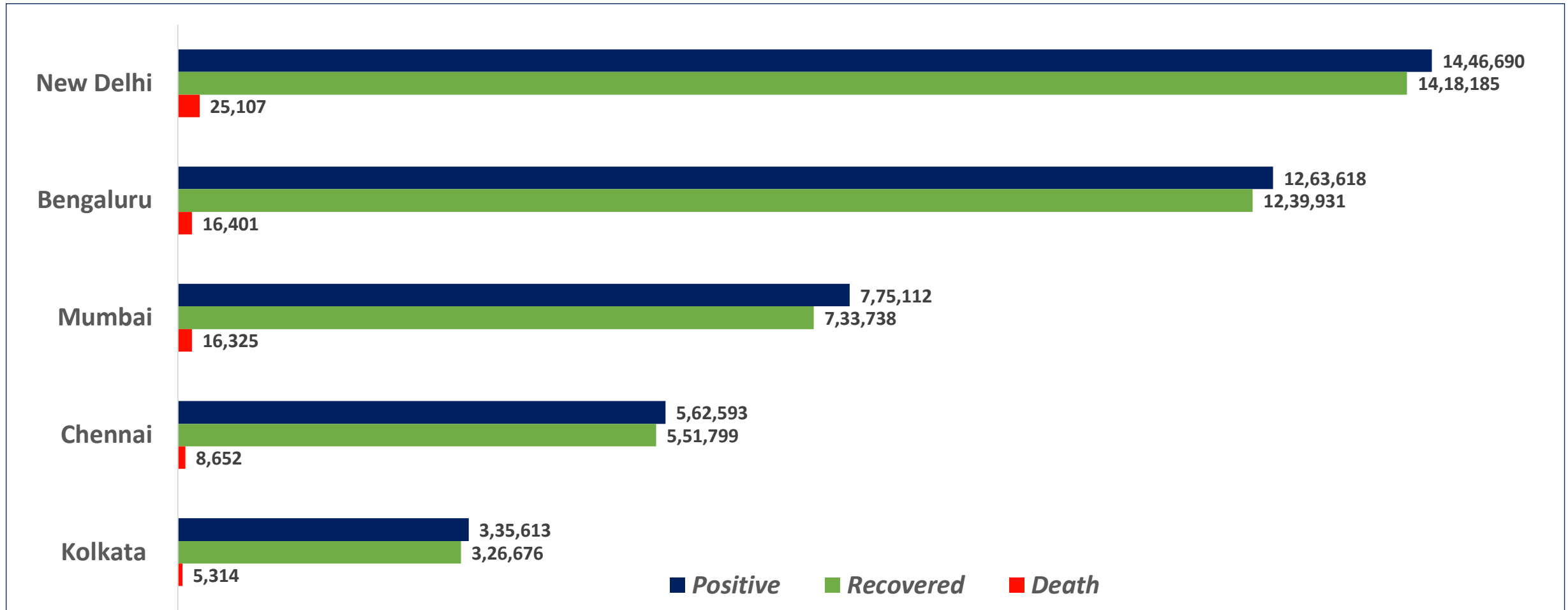
Total Death Cases



Source : <https://www.covid19tracker.in/> / at 5:30 pm (31.12.2021)



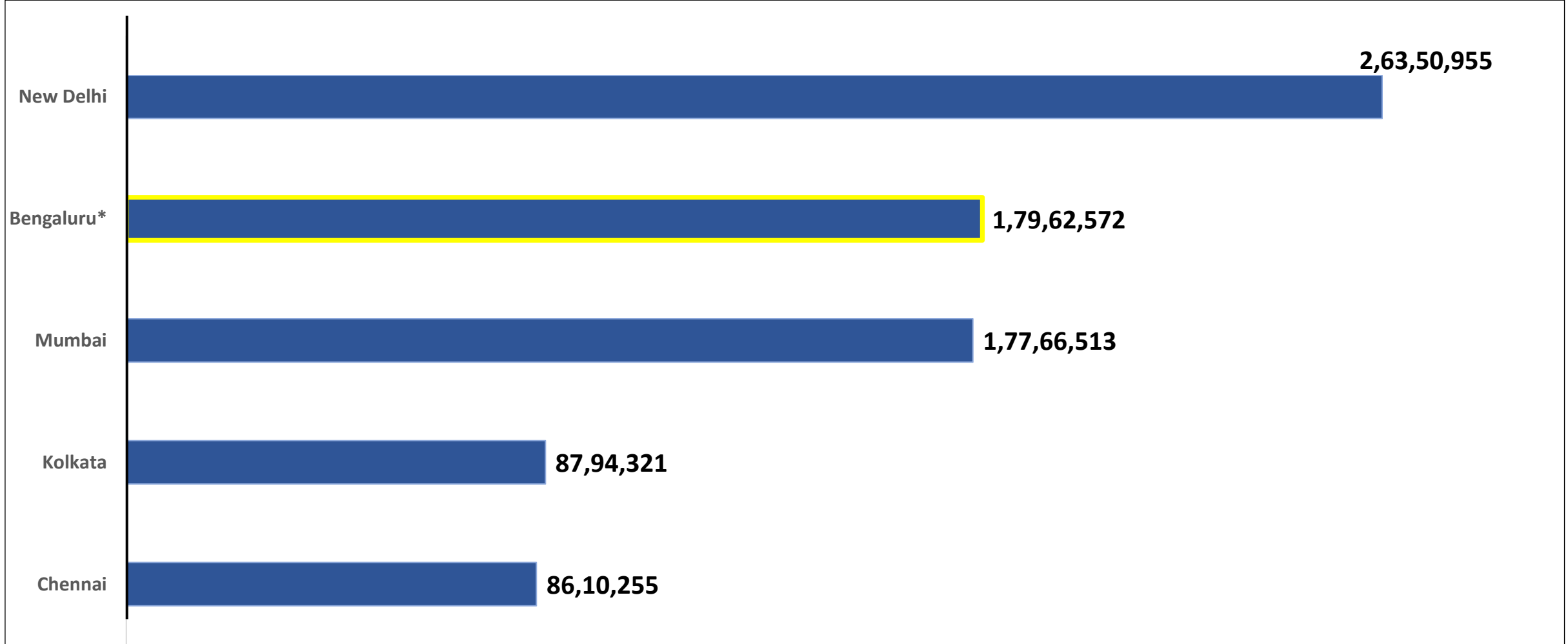
BENGALURU AND OTHER METROPOLITIAN CITIES



Source : <https://www.covid19tracker.in/> at 5:30 pm (31.12.2021)



VACCINE DOSES ADMINISTERED IN BENGALURU AND OTHER METROPOLITAN CITIES



Source : <https://dashboard.cowin.gov.in/> at 5:30 pm (31.12.2021)

*includes BBMP & Bengaluru Urban



SNAPSHOT OF COVID-19 CASES IN BENGALURU URBAN



**Total Wards With
< =10 Cases* :
119**

**Tests Conducted
On 30.12.2021:
50,096**

**Recovery
Rate:
98.16%**

**Total
Active Cases :
7,286**

**Total Vaccinated on
30.12.2021:
23,166**

**Positivity
Rate* :
0.74%**

**Active
Rate:
0.54%**

**Case
Fatality Rate* :
0.78%**



*Total positive cases In the past 10 days

*CFR and positivity is for Past 7 days



ಬೃಹತ್ ಬೆಂಗಳೂರು ಮಹಾನಗರ ಪಾಲಿಕೆ
Bruhat Bengaluru Mahanagara Palike



Download BBMP Bulletin	https://apps.bbmpgov.in/covid19/mediabulletin.php
For BBMPCovid19 Bed Status:	https://apps.bbmpgov.in/covid19/en/Bedstatus.php
To register for vaccination :	https://selfregistration.cowin.gov.in/
BBMP COVID19 Dashboard:	https://apps.bbmpgov.in/covid19/
Follow us on:	 www.facebook.com/bbmp.comm1/
	 twitter.com/BBMPCOMM

Issued by:

**Honorable Chief Commissioner, BBMP
Special Commissioner Health & IT, BBMP
MD, Bengaluru Smart City Limited**

THANK YOU !

Bruhat Bangalore Mahanagara Palike
N.R. Square, Bengaluru - 02

PUBLIC NOTICE Date : 03.12.2021

General Public is hereby informed that as per Government of Karnataka Order No : HFW-228/A.C.S. 2020
Dated : 23.06.2020, the rates for COVID-19 Treatment in private Hospitals is as below.

1) General Ward	- Rs. 10,000/-
2) HDU	- Rs. 12,000/-
3) Isolation ICU without Ventilator	- Rs. 15,000/-
4) Isolation ICU with Ventilator	- Rs. 25,000/-

The said rates have been decided by the Government of Karnataka and if private hospitals violate it, necessary action will be initiated under Karnataka Infectious Diseases (Prevention and Control) Act, Section (4), Registration of Karnataka Private Medical Establishment Act 2017 Section (11) & (11 A) Rules and Disaster Management Act 2005 Section 24 (F) & 24 (I).

Note : If Private Hospitals Demand more money or do not respond, public can directly contact Office of Chief Health Officer (Public Health), Ph. No.: 080-22975516 or Helpline No.: 080-22660000, WhatsApps No.: 9480685700.

Sd/-
Administrator, BBMP

Sd/-
Chief Commissioner, BBMP

